

## THE ALL NEW ISLAND II



The All New Island II is one of our latest additions to the Island range. This redesign of our classic twin door stove has a larger picture window and incorporates our Blu burning technology. This stove burns with an efficiency of over 82% with extremely low smoke particle level of 14mg/m<sup>3</sup> (the Ecodesign limit is 40mg/m<sup>3</sup>). The All New ISLAND II not only meets Defra exemption limits (allowing wood to be burnt cleanly in smoke control areas) but is a vast improvement on the new 2022 Ecodesign standards – a stove for the future.

### RATED OUTPUT

**8kW** to room (range **5-11kW**)

### NET EFFICIENCY

**82%** Wood, **79%** Solid Fuel

### CO EMISSION

**0.08%** Wood, **0.08%** Solid Fuel

### SMOKE PARTICLE EMISSION

**14mg/m<sup>3</sup>** Wood, **12mg/m<sup>3</sup>** Solid Fuel

### FLUE OUTLET

Top or Rear **150mm (6")** dia

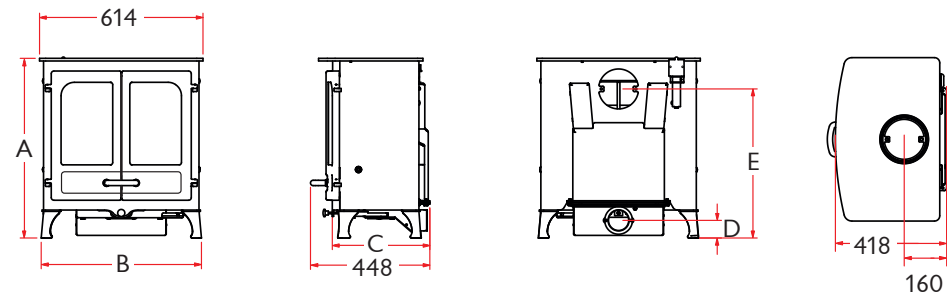
### MAX LOG LENGTH




**440 mm (17")**

### MIN DISTANCE TO COMBUSTIBLES

Side: **480mm** Rear: **500mm**

With heatshield - Side: **480mm** Rear: **170mm**



		A	B	C	D	E	WEIGHT
<b>LOW LEGS</b>		675	602	366	66	560	133KG
<b>HIGH LEGS</b>		760	621	330	151	645	134KG
<b>STORE STAND</b>		795	584	299	186	680	140KG